



NEW PRODUCT

Luxury Look... STAIR TREADS



LENGTH	MILL FINISH EACH
.9 mtr.	— \$92
1.0 mtr.	— \$95
1.2 mtr.	— \$103
1.8 mtr.	— \$126
2.4 mtr.	— \$149



Manufactured from High Quality Extruded Aluminium in a Mill Finish.

Standard sizes available in:
900, 1000, 1200, 1800 and 2400mm.
Can also be cut to any length you require.

Has a Work Load Limit of 470 kg with a maximum span at 1200mm.

Dimensions: 250mm wide x 50mm high.

Supplied with 4 x 10mm hex bolts, nuts and washers to bolt to stringers.

Slotted groove for adjustable fixing position.

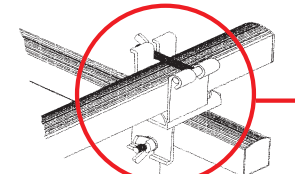
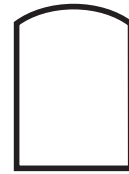
Non slip ribbed grooves on top and side surfaces for a safer grip area.

All treads completed with 2 cast alloy end caps. Each cap is secured by 2 large hidden rivets.

FULL

UP-GRADE YOUR TRESTLES TO LIGHT DUTY SCAFFOLD 225KG WORKING LOAD LIMIT

To up-grade your Trestles to the 225kg working load limit, this Safety System fits all Tommy Tucker Aluminium Trestles from 1987 onwards of this extrusion shape →




**HAND RAIL
SWIVEL
\$45.00
EACH**



Platform must be 2 planks wide and clamped with an overhang of 250mm.

Plank Clamp



All Telescopic Handrails

Handrail slides up and down in slot provided. DO NOT DISMANTLE TO CHANGE HEIGHT

Leg Levellers

SINGLE BAY - PACKAGE A.




All Telescopic Handrails

Handrail slides up and down in slot provided. DO NOT DISMANTLE TO CHANGE HEIGHT

Leg Levellers

2 BAY - PACKAGE B.



WINNER OF 9 AWARDS IN 4 YEARS

- Hire & Rental Association Award - 1997
- Health & Safety Award - 1997
- Hire & Rental Association Award - 1998
- Master Builders Award - 1998
- Health & Safety Small Business of the Year Award - 1999
- 1st Prize - H.I.A. Safety System - 2000
- H.I.A. Award - Saw Bench - 2000
- H.I.A. Award - Plank Clamp - 2000
- H.I.A. Award Saw Bench 2001



PROVEN SAFETY ASPECTS OF OUR UNIQUE SYSTEM AFTER 16 YEARS OF FEEDBACK

Out-Riggers are unavailable for the following reasons.

Wherever there is sufficient space to stand up the trestle the counterweights can be used. Our experience with thousands of customers who use the trestle systems, suggest that they prefer to use the counterweights. However, those who have used the outriggers complain that there are many circumstances where they just don't work, with the result that workers are unnecessarily exposed to higher risk.

In practice outriggers are often not installed correctly giving the operators a false sense of security and is not practical in circumstances such as the following:

- Where there is a lack of space such as in the housing industry, particularly with small lot housing.
- Where the ground is too soft to properly support the outrigger, this common cosmetic approach to stability is a potential trap.
- Where there is a steep embankment, sloping either toward or away from the Trestle System is another common scenario.

Alternatively, counterweights that are cheap to purchase, unattractive to the thief while very quick and easy to install, make a more positive contribution to the practicability and stability of the system. We agree with our engineer's opinion that "a stability system that is more likely to be used is an inherently safer system".

It is also worth noting that this system has been in widespread use now for a number of years and soon after it was launched, won us the Business of the Year 1999 Queensland Health & Safety award. The system has continued to win other awards for our company, of which we here at Tommy Tucker Trestles are very proud.

Tommy Tucker
Tommy Tucker

"PACKAGES DO NOT INCLUDE TRESTLES, PLANKS & CLAMPS"

PACKAGE A. SINGLE BAY SYSTEM

2 x MASTER POSTS (Fits all models)	\$230.00
2 x SPREADER BARS	\$210.00
3 x TELESCOPIC HANDRAILS (3.3m to 6.250m)	\$330.00
2 x STOP ENDS	\$ 80.00
4 x COUNTERWEIGHTS (Galvanised)	\$200.00

TOTAL PRICE \$1,050.00

Please add one PLANK CLAMP – if you don't yet own one.

\$75.00 Each

WORKING LOAD LIMIT 225KG LIGHT DUTY SCAFFOLD

PACKAGE B. 2 BAY SYSTEM

3 x MASTER POSTS (Fits all models)	\$345.00
3 x SPREADER BARS	\$315.00
6 x TELESCOPIC HANDRAILS (3.3m to 6.250m)	\$660.00
2 x STOP ENDS	\$ 80.00
6 x COUNTERWEIGHTS (Galvanised)	\$300.00

TOTAL PRICE \$1,700.00

Please add two PLANK CLAMPS – if you don't yet own any.

\$75.00 Each

PRICES INCLUDE GST

TOMMY TUCKER SAFETY SYSTEM

This system won the
Workplace Health & Safety
Small Business of the
Year Award 1999
Patent No. 736 211



**TRESTLES
AND
PLANKS**

For help plus cooperation
Call: **07) 3290 2705**

Tommy Tucker

**Multi-Award
Winning
Products**

8-10 Kenway Drive
Underwood Q 4119 (off Kingston Road)

sales@tommytuckertrestles.com.au

www.**tommytuckertrestles.com.au**
Tommy Tucker Trestles Pty Ltd – ABN 73 010 925 783

ESTABLISHED 1980



**Nine Awards in
Four Years**

Workplace Health &
Safety Innovation Award
1999 Small Business
Category



- Hire & Rental Association Award - 1997
- Health & Safety Award - 1997
- Hire & Rental Association Award - 1998
- Master Builders Award - 1998
- 1st Prize - H.I.A. Safety System - 2000
- H.I.A. Award - Saw Bench - 2000
- H.I.A. Award - Plank Clamp - 2000
- H.I.A. Award Saw Bench - 2001

Opening Hours: 7am to 5pm - Monday to Friday
9am to 12 midday Saturday

OCT 2021

TRADE PRICE LIST

All prices include 10% GST. / Prices subject to change without notice. / Prices correct at time of printing October 2021.

Manufacturers of Industrial:

- Platform Trestles
- Aluminium Stools
- Aluminium Trestles
- Aluminium Step Treads
- Aluminium Planks
- Drop Saw Benches
- Plasterers Trestles
- Plank Clamps
- Bricklayers Trestles
- Trestle Safety Systems

STANDARD

PAINTERS TRESTLES


ADJUSTABLE



**DELIVERY TO ALL
BRISBANE
SUBURBS**

PRICE EACH	HEIGHT	PRICE EACH
\$200	— .9 mtr. (3 ft.)	— \$300
\$225	— 1.2 mtr. (4 ft.)	— \$325
\$250	— 1.5 mtr. (5 ft.)	— \$350
\$275	— 1.8 mtr. (6 ft.)	— \$375
\$300	— 2.1 mtr. (7 ft.)	— \$400
\$325	— 2.4 mtr. (8 ft.)	— \$425
\$350	— 2.7 mtr. (9 ft.)	— \$450
\$380	— 3.0 mtr. (10ft.)	— \$480
\$405	— 3.3 mtr. (11ft.)	— \$505
\$430	— 3.6 mtr. (12ft.)	— \$530
\$450	— 3.9 mtr. (13ft.)	— \$550
\$470	— 4.2 mtr. (14ft.)	— \$570
\$490	— 4.5 mtr. (15ft.)	— \$590
\$510	— 4.8 mtr. (16ft.)	— \$610


1000 IN STOCK



**NEW FAST
FITTING &
ADJUSTMENT
PIN-CLIP
4 Built-in Leg
Levellers included
in this model.**

ALUMINIUM PLANKS

WITH WELDED END CAPS PLUS 4 RUBBER INSERTS



Industrial Quality

Plank caps can be stamped with your name and phone number.
AT NO CHARGE
(Maximum 2 lines of 18 characters each - including blank spaces)

LENGTH	PRICE EACH	LENGTH	PRICE EACH
1.0 mtr.	— \$80	3.6 mtr.	— \$181
1.2 mtr.	— \$88	4.0 mtr.	— \$197
1.5 mtr.	— \$99	4.2 mtr.	— \$205
1.8 mtr.	— \$111	4.8 mtr.	— \$228
2.0 mtr.	— \$119	5.0 mtr.	— \$236
2.4 mtr.	— \$134	6.0 mtr.	— \$275
2.7 mtr.	— \$146	7.0 mtr.	— \$314
3.0 mtr.	— \$158	8.0 mtr.	— \$353

PRICES INCLUDE GST

**MULTI AWARD
WINNING PRODUCT**

PLANK CLAMP

Plank Magic

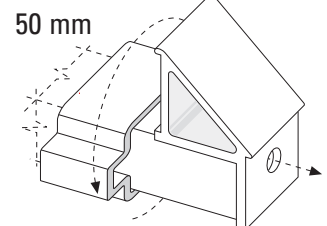
**AS SEEN
ON TV**



**Stringent testing
and engineer
reports available
on request.**

**PLANK
CLAMP**

PLANK CLAMP JAW SIZES



For ALUMINIUM PLANKS, clamp should be dismantled then reassembled with aluminium raised portion turned to the side.

SETTING A FIXED SIZE

In cases where the jaw size can remain fixed on a set size, the end of the threaded rod should be buried to prevent the locking handle becoming detached from the clamp.

The clamp can be used to clamp multiples of two, three or four planks to form a working platform. All platforms shall comply with the requirements of the latest edition of The Australian/New Zealand Standard, AS/NZS1576.1.

All platforms formed using the clamp shall comply with the minimum requirements of width and maximum loading in accordance with the respective platform duties as follows:-

PLATFORM DUTY	LIGHT	MEDIUM
Min Platform Width	450mm	900mm
Min. Number Planks	Two (2)	Four (4)
Max. Point Load	100 kg	150 kg
Max. Total Load (per platform span)	225kg	450 kg
AS/NZS15761		

When clamped together with a single clamp at midspan, the scaffold planks forming either Light or Medium Duty platforms, or ones with three planks wide, may be supported at the following maximum span positions.

STANDARD PLANK LENGTH & TYPE	MAXIMUM PLATFORM SPANS & OVERHANG FOR LIGHT OR MEDIUM DUTY PLATFORMS
6.0 m Aluminium Planks	— 5500 mm Span and 250 mm Overhang
Hyplank LVL Planks (40 mm thick)	— 3400 mm Span and 250 mm Overhang

NOTE:-

- These spans are based on two supports only per platform plank length.
- Should longer standard plank lengths be used, three supports evenly spaced will be necessary, with lesser spans than those specified herewith.
- These spans are suitable for three plank width platforms with maximum point and total loads of 125 kg and 325 kg, respectively.

- 2 Plank Model — \$75 each
- 3 Plank Model — \$80 each
- 4 Plank Model — \$85 each

*...feels like a
dance floor.*

PRICES INCLUDE GST



NEW PRODUCT

Adjustable ALUMINIUM BRICKLAYERS TRESTLE

Light, Compact, Folds Flat, Strong.

(330kg Working Load Limit)



ONLY 15Kg

ONLY 11Kg

AS SEEN ON TV

A

B

LARGE ADJUSTABLE
1150 to 1900mm High **\$295**

SMALL ADJUSTABLE
820 to 1250mm High **\$235**

REPLACEMENT
PIN, CHAIN, NUT, BOLT and WASHER
\$11.00 each



2000kg Bay Load Test



Trestle Post — \$50 each
Telescopic Handrails (3.3m to 6.250m) — \$105 each
Stop Ends — \$35 each

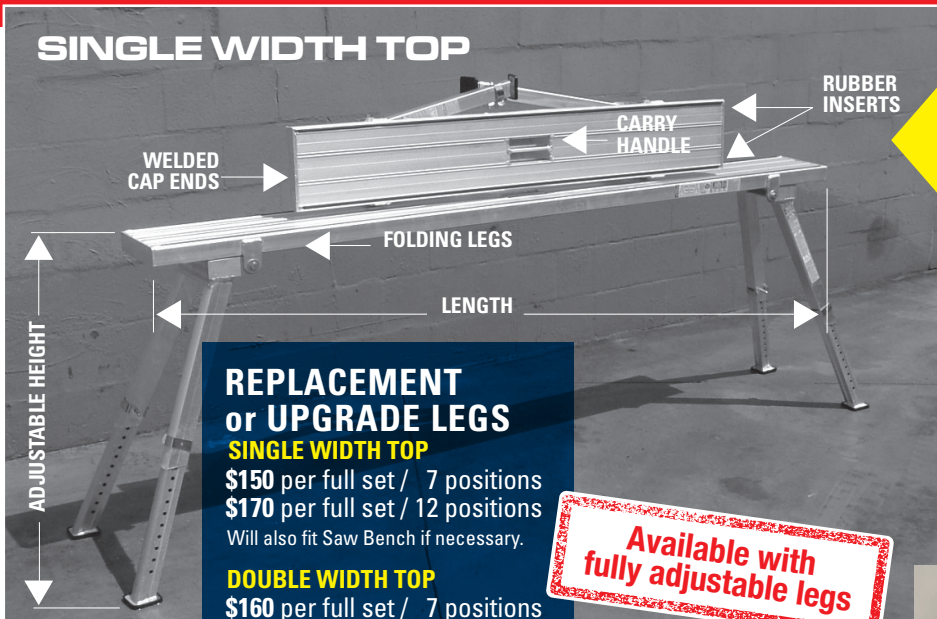
Safety Hand Rail System can be fitted to one side or both sides of the platform.



PLANK CLAMP
4 Plank Model
\$85 each

PRICES INCLUDE GST

PLASTERERS STOOLS



SINGLE WIDTH TOP

WELDED CAP ENDS
CARRY HANDLE
RUBBER INSERTS
FOLDING LEGS
LENGTH
ADJUSTABLE HEIGHT

REPLACEMENT or UPGRADE LEGS
SINGLE WIDTH TOP
\$150 per full set / 7 positions
\$170 per full set / 12 positions
Will also fit Saw Bench if necessary.
DOUBLE WIDTH TOP
\$160 per full set / 7 positions
\$180 per full set / 12 positions

Available with fully adjustable legs

SINGLE WIDTH TOP

7 POSITION LEG HEIGHT FROM 470 to 620mm	STOOL LENGTH	12 POSITION LEG HEIGHT FROM 570 to 870mm
\$257	1.0 metres	\$277
\$265	1.2 metres	\$285
\$279	1.5 metres	\$299
\$289	1.8 metres	\$309
\$297	2.0 metres	\$317
\$312	2.4 metres	\$332
\$324	2.7 metres	\$344
\$336	3.0 metres	\$356
\$359	3.6 metres	\$379



Pin clip \$8.00 each




DOUBLE WIDTH TOP

Work Safer and Faster

450mm WIDTH

FOLDING LEGS

SAFER WORK PLATFORM
DOUBLE WIDTH STOOLS
(2 plank wide)



FAST FITTING PIN-CLIP


ADJUSTABLE HEIGHT

RUBBER FEET
\$4.50 each

DOUBLE WIDTH TOP

7 POSITION LEG HEIGHT FROM 470 to 620mm	STOOL LENGTH	12 POSITION LEG HEIGHT FROM 570 to 870mm
\$350	1.0 metres	\$370
\$373	1.2 metres	\$386
\$389	1.5 metres	\$409
\$412	1.8 metres	\$432
\$435	2.0 metres	\$459
\$462	2.4 metres	\$479
\$483	2.7 metres	\$503
\$509	3.0 metres	\$526
\$553	3.6 metres	\$573

STEP STOOL



FAST FITTING PIN-CLIP

LARGE STOOL
FULLY ADJUSTABLE to 7 POSITIONS
from 430mm to 590mm

AVAILABLE IN TWO TOP SIZES

320mm sq. TOP	450mm sq. TOP
SMALL 255mm \$125	SMALL 255mm \$145
MEDIUM 375mm \$135	MEDIUM 375mm \$155
LARGE STOOL with ADJUSTABLE LEGS 430mm to 590mm \$180	LARGE STOOL with ADJUSTABLE LEGS 430mm to 590mm \$200

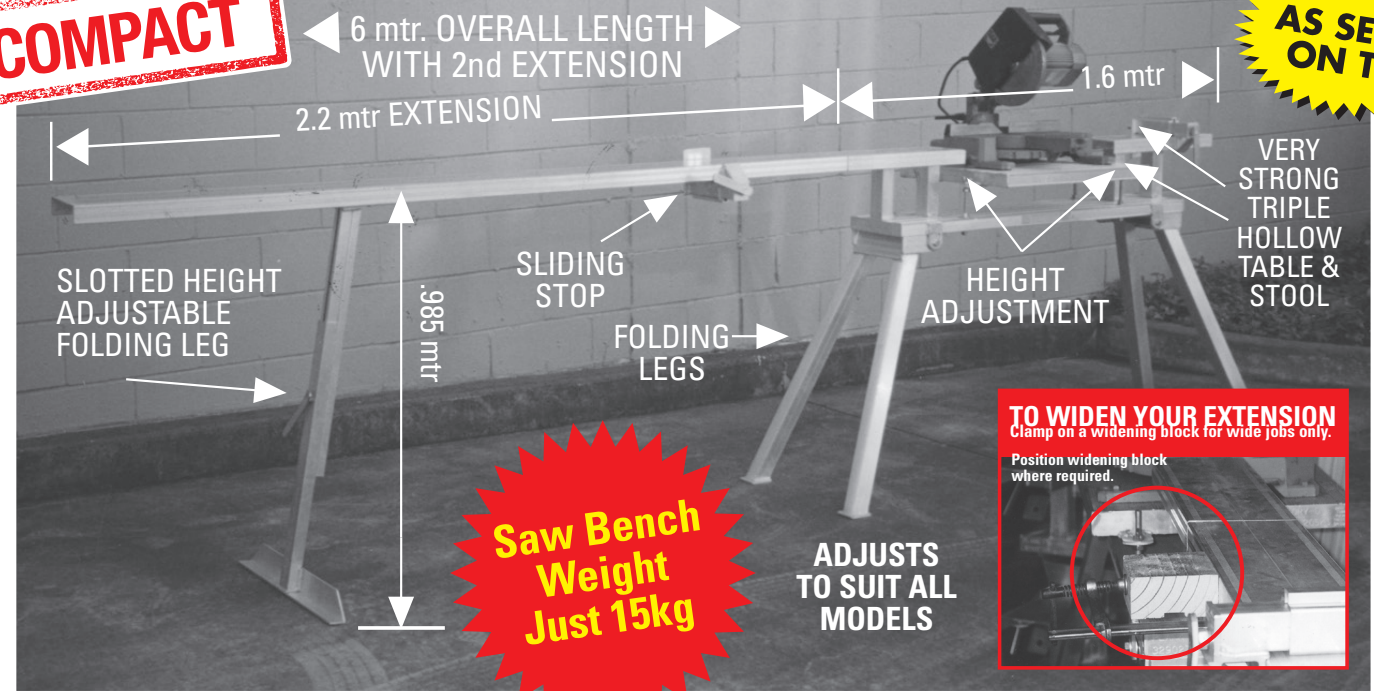
205kg Working Load Limit

PRICES INCLUDE GST

DROP SAW WORK BENCH

COMPACT

• SIMPLE • POSITIVE • COMPACT • EASY TO STORE



Saw Bench Weight Just 15kg

ADJUSTS TO SUIT ALL MODELS



TO WIDEN YOUR EXTENSION
Clamp on a widening block for wide jobs only.
Position widening block where required.

Tradesperson's now have access to a professional Drop-Saw Work Bench that is simple and quick to set up, fully adjustable, extremely stable and accurate with every cut... another "Tommy Tucker" innovation.

The robust aluminium stop is adjustable up to 2.95 metres from the saw blade, when using the extension.

An extra fence can be obtained in any position on top of the bench, by clamping an additional "Stop" upside down under the bench top. The tongue will protrude the bench top by 30 millimetres.

A 2.2 metre simple self-locking extension is optional and can be fitted to either end of the bench. The extension has a folding leg and is slotted for precise height adjustment.

When two extensions are fitted (one to each end of the bench), the total overall length of the bench top is 6 metres.

A tradesperson working with several different models of saws can interchange with minimal adjustment by following these quick tips:

- a) purchase one additional platform for each saw type;
- b) use spacer blocks or bolt sleeves to obtain a uniform height between the bottom of the platform and the top of the saw table.

Interchanging of saws or with other tools can be performed in just seconds by removing four wing nuts.

- Bench Tested to 1 Tonne
- Fits all Drop Saws
- Adjustable Height

TOMMY TUCKER GUARANTEES YOUR MONEY BACK IF THE TRADE QUALITY HEAVY DUTY ALUMINIUM DROP-SAW WORK BENCH IS UNSUITABLE FOR YOUR SAW MODEL.

BASIC PACKAGE

TOTAL PRICE - \$625.00
Price includes:

- 1 x SAW BENCH
- 1 x SAW PLATFORM
- 2 x STOP/FENCE (Dual purpose)
- 1 x 2.2 mtr EXTENSIONS

COMPLETE PACKAGE

TOTAL PRICE - \$790.00
Price includes:

- 1 x SAW BENCH
- 1 x SAW PLATFORM
- 2 x STOP/FENCE (Dual purpose)
- 2 x 2.2 mtr EXTENSIONS

REPLACEMENT PARTS AVAILABLE:

SAW BENCH
\$305.00 each

SAW PLATFORM
\$65.00 each


STOP/FENCE
\$45.00 each

2.2 mtr EXTENSION
\$165.00 each

1.1mtr EXTENSION
\$125.00 each

DROP-SAW WORK BENCH - SET-UP INSTRUCTIONS

1. Fold out both legs of the Saw Bench into the fully open position.
2. Saw Bench must be positioned on a flat level surface.
3. Fit Platform.
4. Place the Drop-Saw on top of the aluminium Platform.
5. Adjust the height of the Platform by turning the four Nylock nuts provided so as the saw table is level with the channel top.
6. Align the fence of the saw with the outer edge of the 150mm wide saw bench channel top by using a straight edge.
7. Drill at least 2 x 10mm holes through the base of the Drop-Saw and through the aluminium Platform.
8. To bolt the Drop-Saw down, use at least 2 x 10mm hex bolts with Nylock nuts and tighten.
9. To secure the Platform to the Bench use one wing nut on each of the four height adjusting rods.



Saw bolted to Platform using 10mm bolts.



EASILY FOLDS TO FIT IN A STATION WAGON

The work bench is suitable for left or right handed operators and will improve your work flow and productivity.

PRICES INCLUDE GST